




Reporting Period: July 2024 - December 2024 (Data as of Mar 18, 2025)

Provider Activity

Monthly Trend	Measure	Actual	1 Yr Ago	Variance %
	Unique Clients	26	1	2500%
	Admits	22	1	2100%
	Discharges	3		
	Service Hours	51	-	

▲ > 10% Over 1 Yr Ago ▼ > 10% Under 1Yr Ago

Clients by Level of Care

Program Type	Level of Care Type	#	%
Mental Health	Case Management	26	100.0%

Client Demographics

Age	#	%	State Avg
18-25			8%
26-34	1	4%	▼ 19%
35-44	6	23%	25%
45-54	14	54%	▲ 18%
55-64	5	19%	19%
65+			▼ 11%
Gender	#	%	State Avg
Male	22	85%	▲ 59%
Female	4	15%	▼ 41%
Transgender/Other			0%
Ethnicity	#	%	State Avg
Hispanic-Other	25	96%	▲ 11%
Unknown	1	4%	14%
Hispanic-Cuban			0%
Hispanic-Mexican			1%
Hisp-Puerto Rican			10%
Non-Hispanic			▼ 64%
Race	#	%	State Avg
Other	9	35%	▲ 12%
Multiple Races	7	27%	▲ 1%
Black/African American	6	23%	18%
White/Caucasian	4	15%	▼ 58%
Am. Indian/Native Alaskan			1%
Asian			1%
Hawaiian/Other Pacific Islander			0%
Unknown			9%

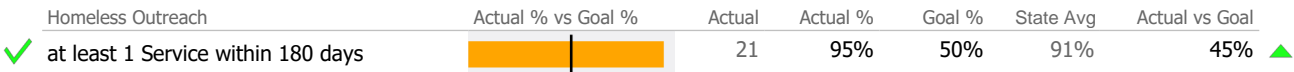
Unique Clients | State Avg ▲ > 10% Over State Avg ▼ > 10% Under State Avg

Survey Data Not Available


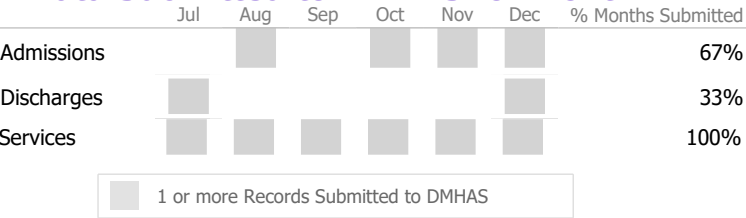
Program Activity

Measure	Actual	1 Yr Ago	Variance %
Unique Clients	26	1	2500% ▲
Admits	22	1	2100% ▲
Discharges	3	-	
Service Hours	51	-	

Service Engagement



Data Submitted to DMHAS for Month



* State Avg based on 49 Active Outreach & Engagement Programs

Program Activity

Measure	Actual	1 Yr Ago	Variance %
Unique Clients	0		
Admits	-	-	
Discharges	-	-	

Data Submission Quality

Data Entry	Actual	State Avg
Valid NOMS Data	<div><div></div></div>	N/A 97%
Valid TEDS Data	<div><div></div></div>	N/A 64%
On-Time Periodic		
6 Month Updates	<div><div></div></div>	N/A 37%

Discharge Outcomes

	Actual % vs Goal %	Actual	Actual %	Goal %	State Avg	Actual vs Goal
Treatment Completed Successfully	<div><div></div></div>	N/A	N/A	50%	61%	N/A

Recovery

National Recovery Measures (NOMS)	Actual % vs Goal %	Actual	Actual %	Goal %	State Avg	Actual vs Goal
● Abstinence/Reduced Drug Use	<div><div></div></div>	N/A	N/A	55%	50%	-55% ▼
● Employed	<div><div></div></div>	N/A	N/A	50%	28%	-50% ▼
● Improved/Maintained Function Score	<div><div></div></div>	N/A	N/A	75%	27%	-75% ▼
● Not Arrested	<div><div></div></div>	N/A	N/A	75%	62%	-75% ▼
● Self Help	<div><div></div></div>	N/A	N/A	60%	26%	-60% ▼
● Stable Living Situation	<div><div></div></div>	N/A	N/A	95%	58%	-95% ▼

Data Submitted to DMHAS for Month

	Jul	Aug	Sep	Oct	Nov	Dec	% Months Submitted
Admissions							0%
Discharges							0%

1 or more Records Submitted to DMHAS

▲ > 10% Over ▼ < 10% Under

■ Actual

| Goal

✓ Goal Met

● Below Goal

* State Avg based on 20 Active Buprenorphine Maintenance Programs